

Board of Education
December 7, 2016



Redefining Student Success

Year in Review 2015-2016

NYSED School Report Card 2015-2016

Bay Shore School District Initiatives



New framework for APPR 3012-d

Governor Cuomo establishes

New NYSED Commissioner and Regents Chancellor

3-8 ELA and Math Assessments (2016)

Change in test vendor (Questar Assessment)

Greater involvement of educators in test development process

New York is phasing in higher learning standards over 12 years

2010: Board of Regents adopted more rigorous, college and career readiness standards

2013: English Language Arts and Mathematics assessments aligned to the new standards administered for the first time in grades 3-8

2014: Roll-out of more rigorous Regents Exams

June 2014: Algebra I




June 2015: Geometry

June 2016: Algebra II and ELA

2016: establishes timeline for new

Class of 2017: First cohort of high school graduates required to pass more rigorous Regents Exams for graduation at the current score of 65 (partial proficiency).

Class of 2022: First cohort of high school graduates required to pass more rigorous Regents Exams for graduation at the aspirational college and career ready score (proficiency).



New York State Education Department
Bay Shore School District
Report Card 2016



NYSED School Report Card

Released (November 2016)

Enrollment Data

Free and Reduced Lunch

Completers/Non-Completers

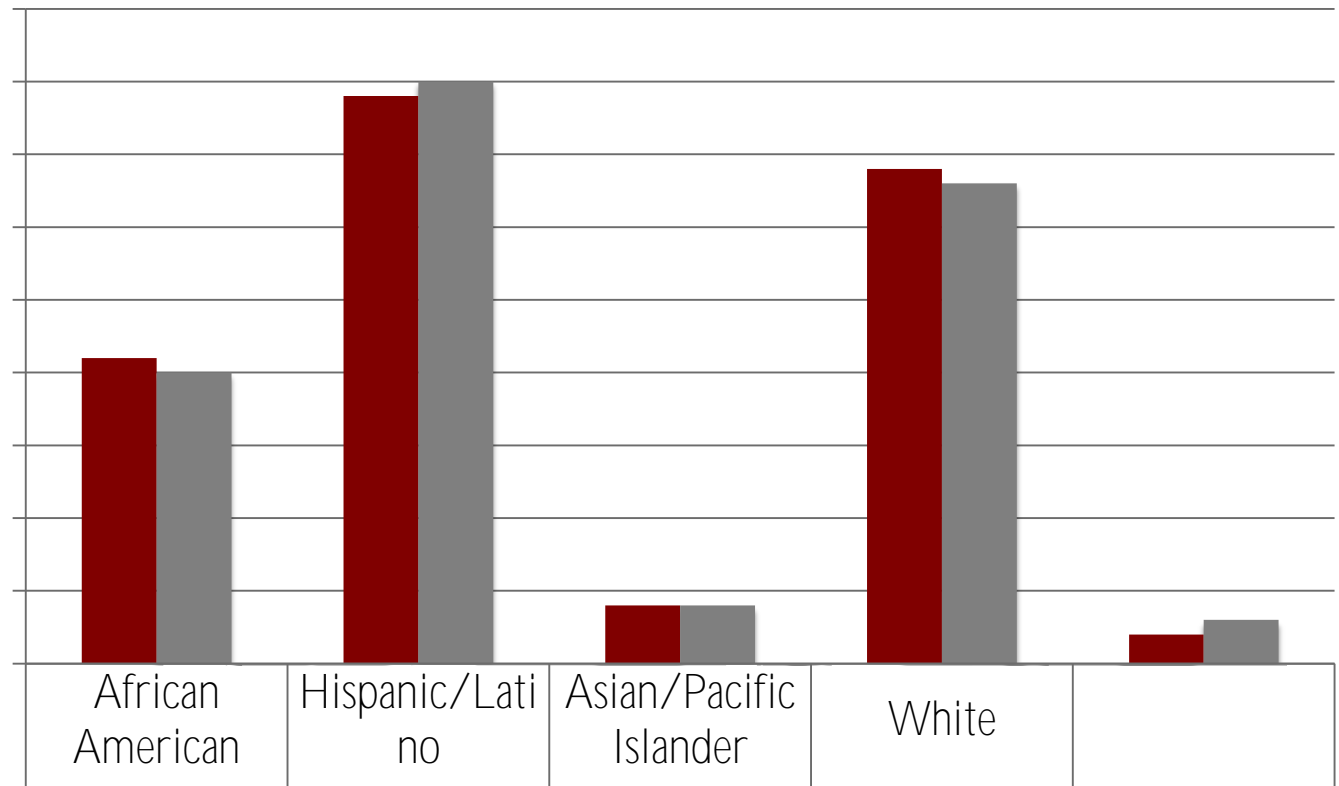
Post Graduation Plans

Annual Assessments

Accountability



K-12 Enrollment By Ethnicity (Total 5,879)



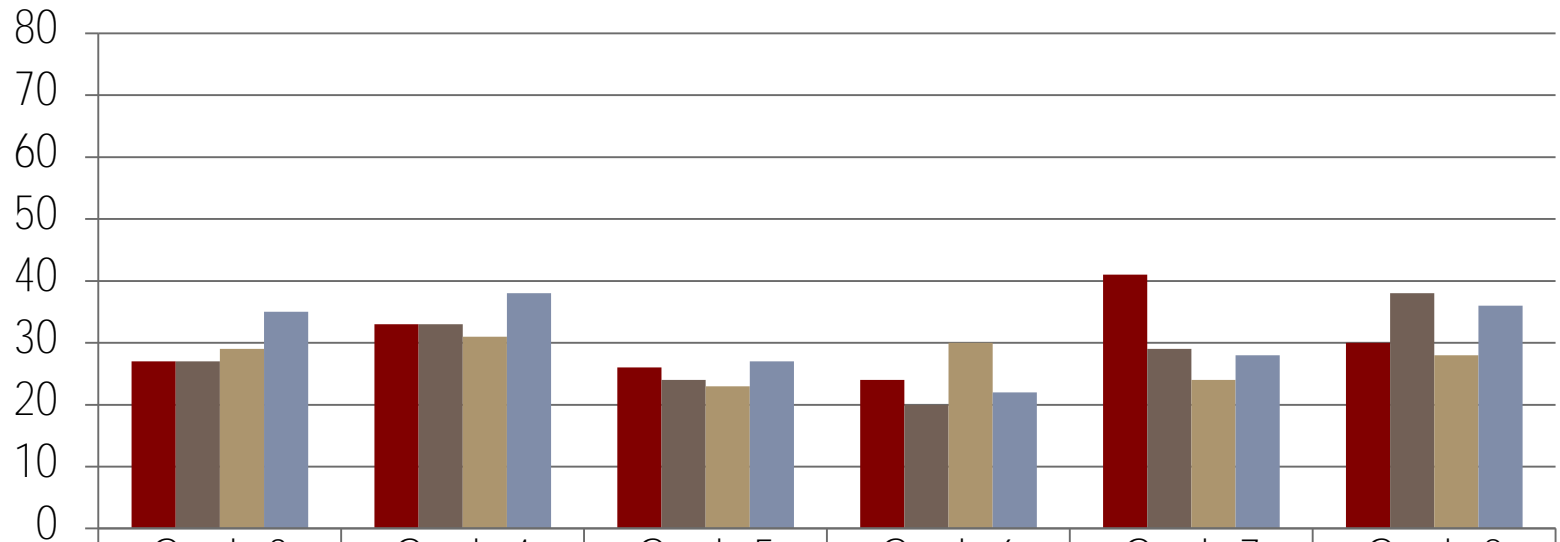
3-8 ELA and Math Participation

not make () due to low participation. did

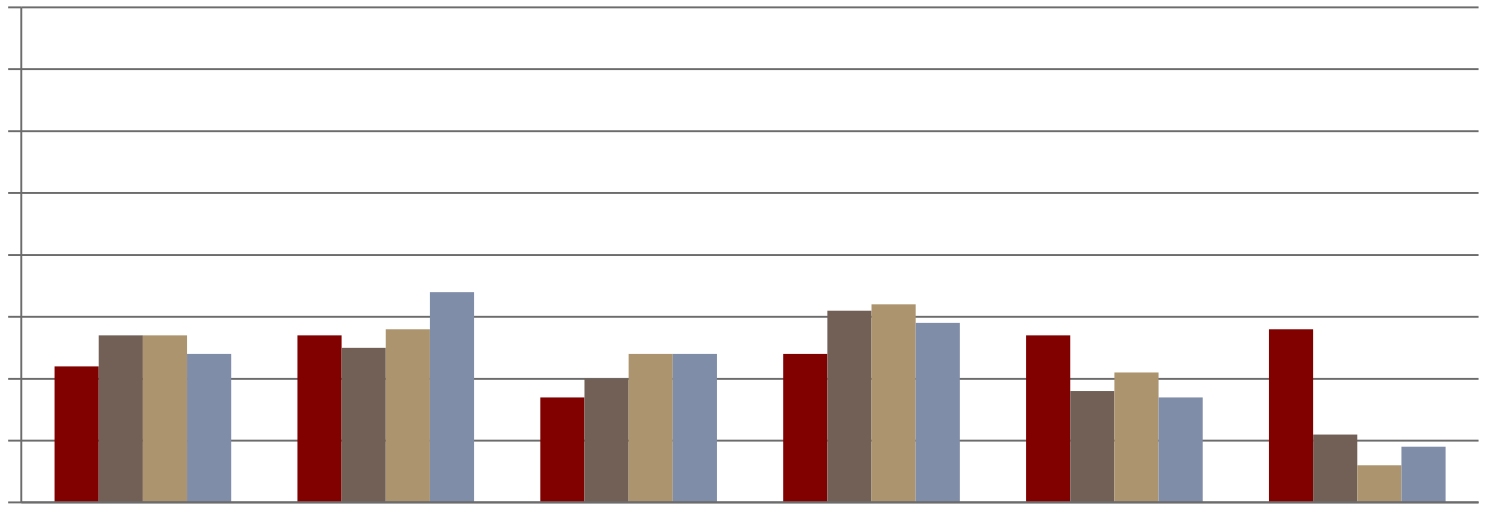
District 2016		ELA	Math
1390	Number of Students Not Participating	55%	60%

3-8 Common Core ELA Assessments Bay Shore School District

■ 2013 ■ 2014 ■ 2015 ■ 2016



	Grade 3	Grade 4	Grade 5	Grade 6	Grade 7	Grade 8
2013	27	33	26	24	41	30
2014	27	33	24	20	29	38
2015	29	31	23	30	24	28
2016	35	38	27	22	28	36




Bay Shore High School

Regents Exams

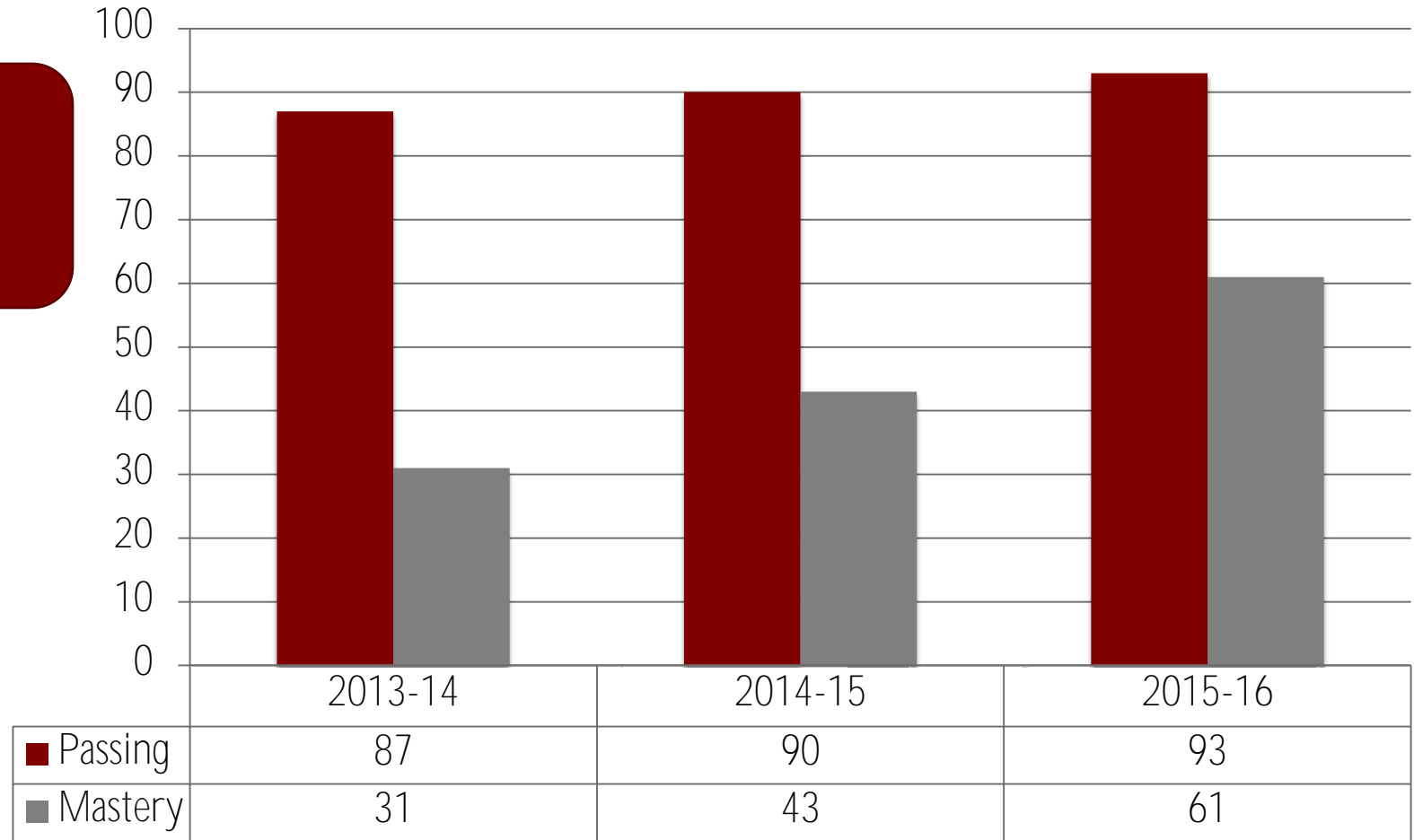
Common Core Algebra

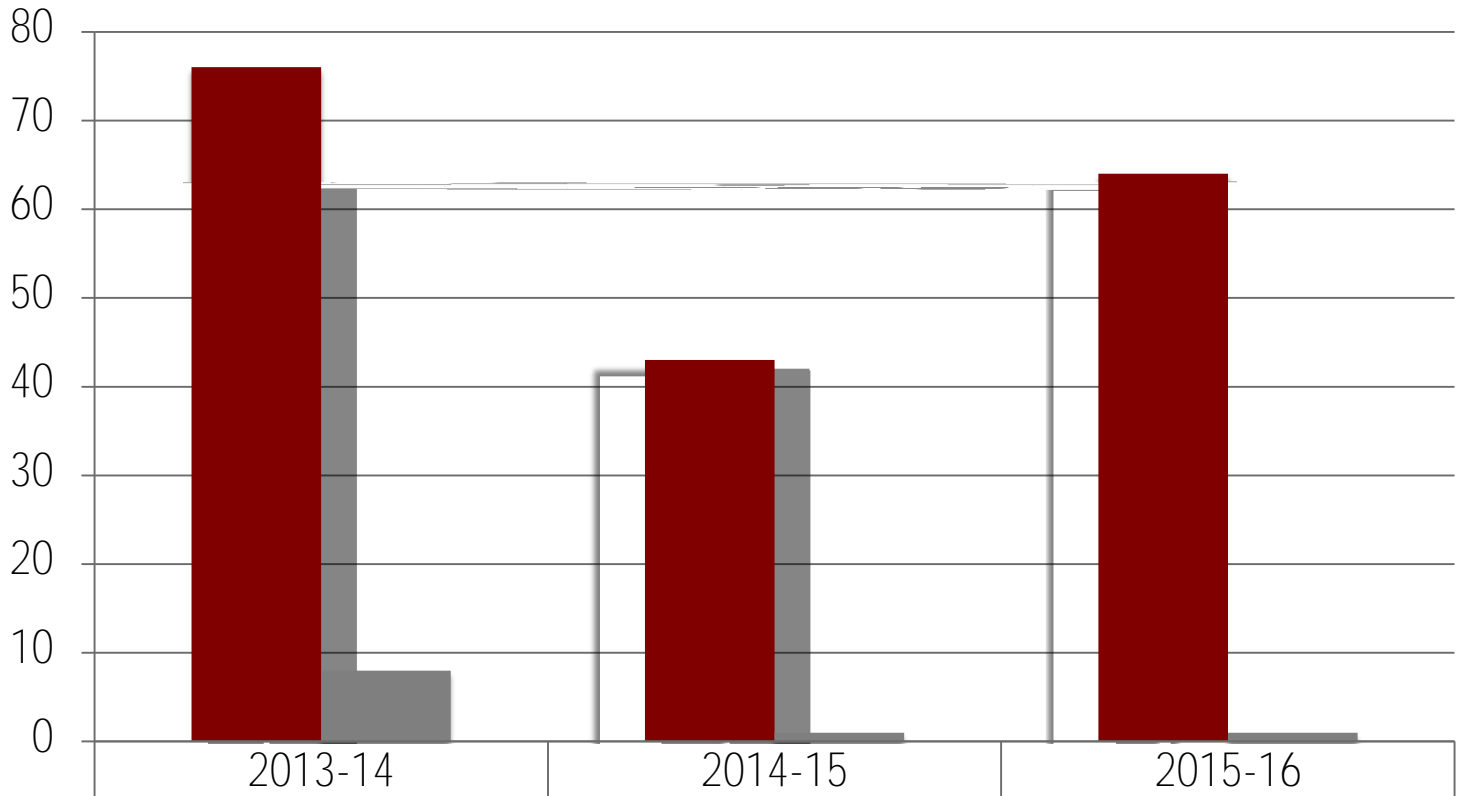
Graduation Rate for Accountability

Diplomas



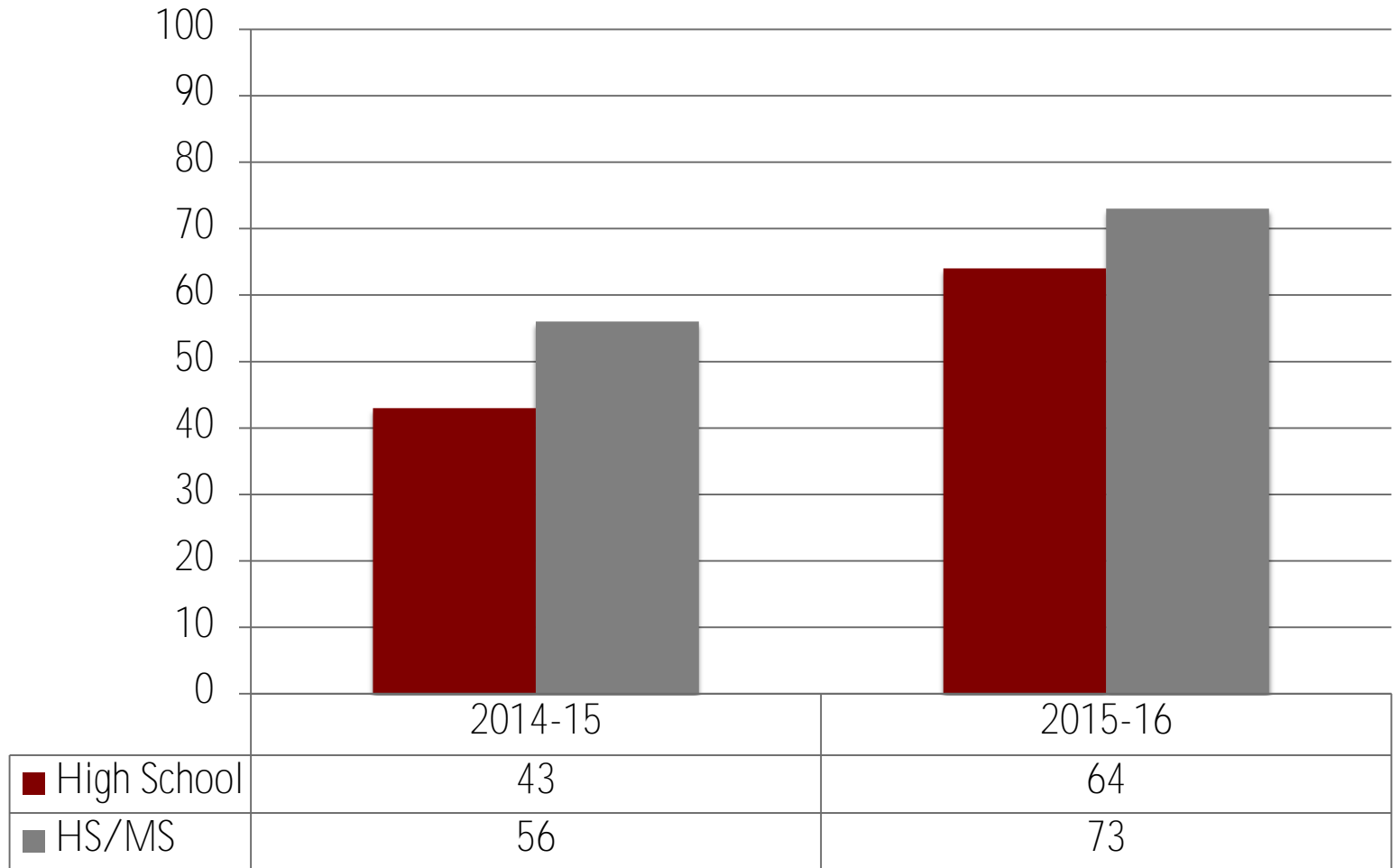
English Regents



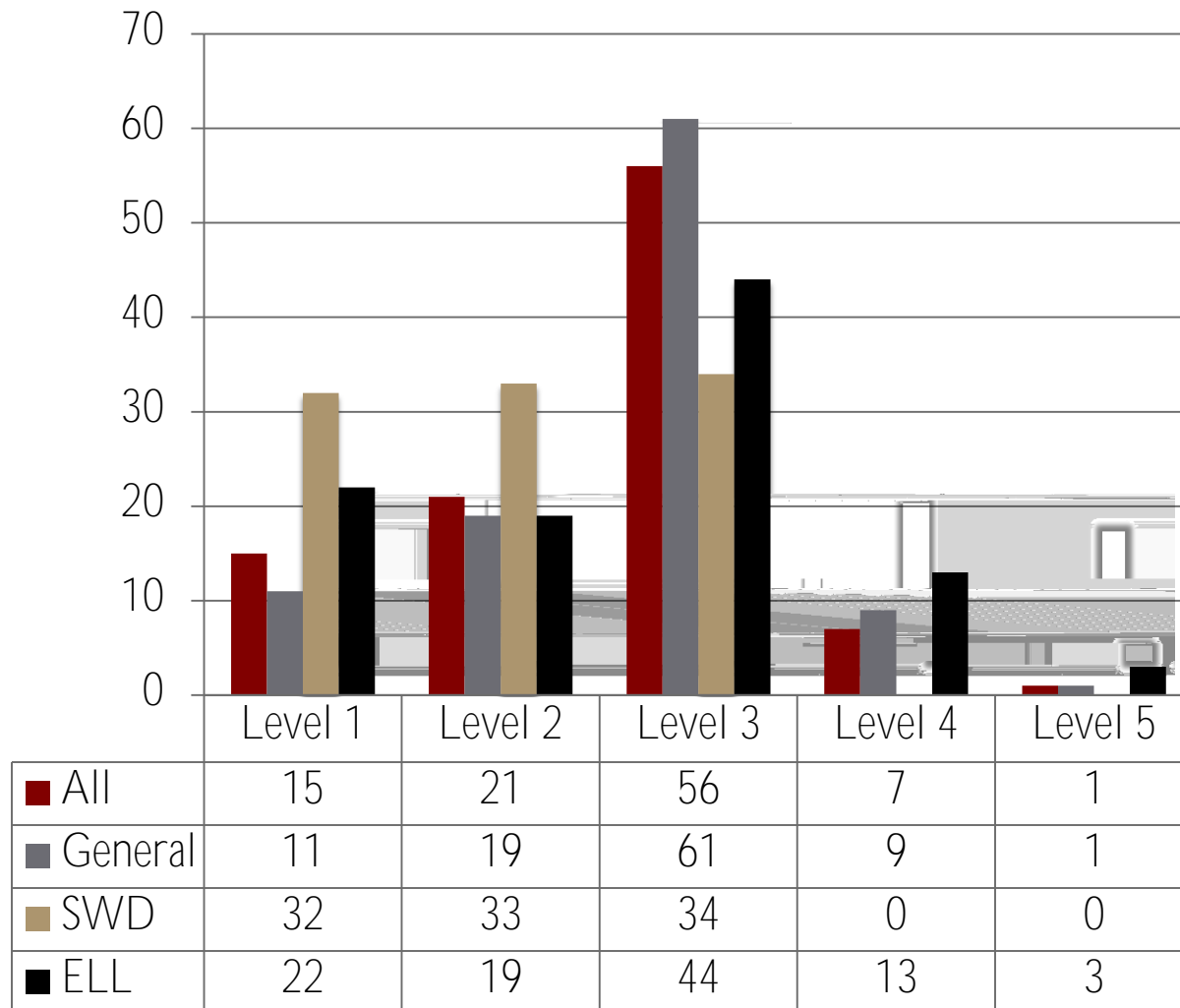


■ Passing	76	43	64
■ Mastery	8	1	1

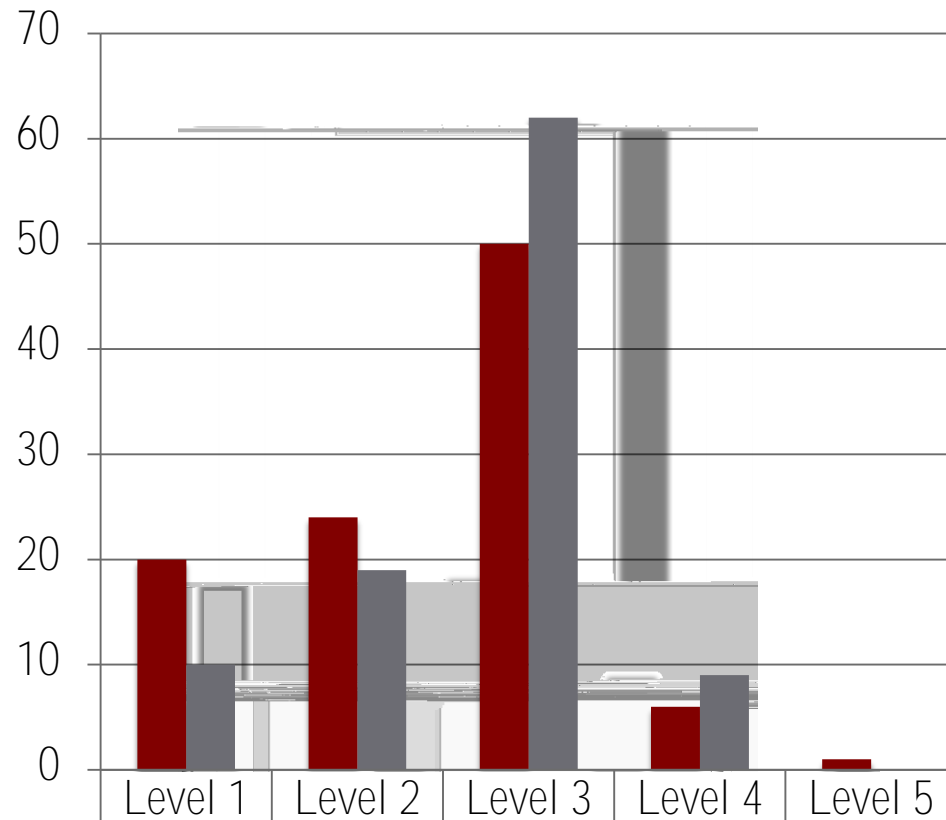
Common Core Algebra (High School and Middle School)



Common Core Algebra 2016



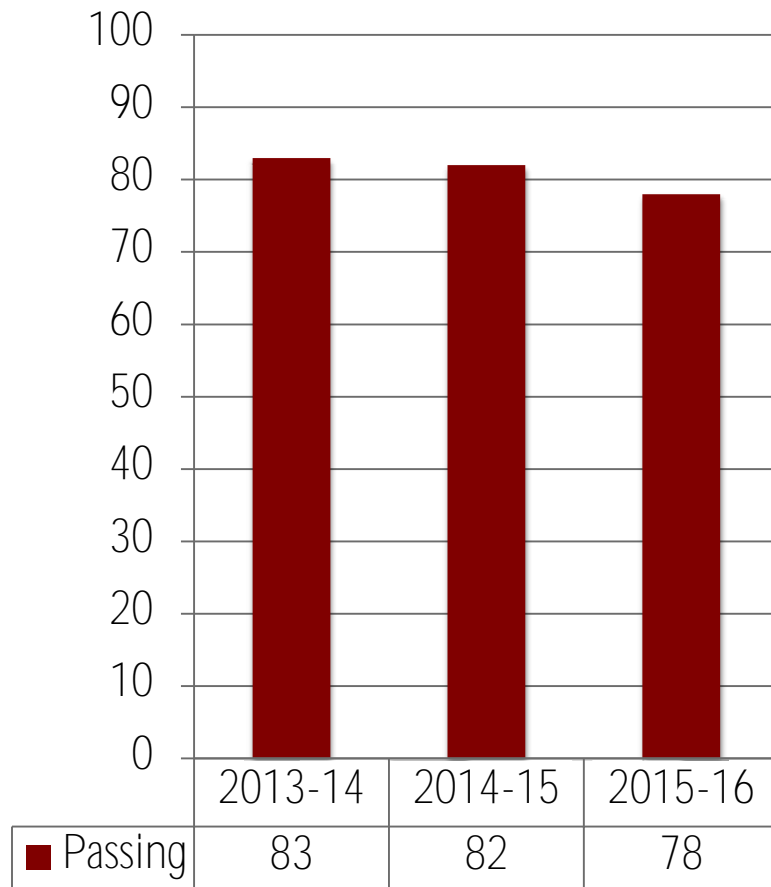
Common Core Algebra 2016



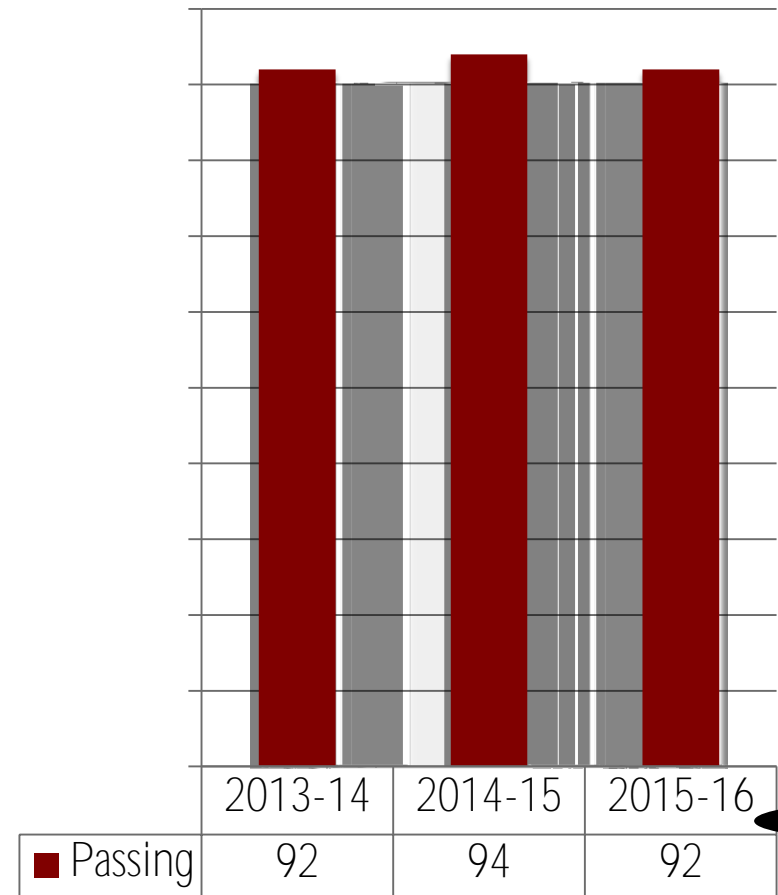
■ Eco Disadv	20	24	50	6	1
■ Not Eco Disadv	10	19	62	9	0

High School Social Studies

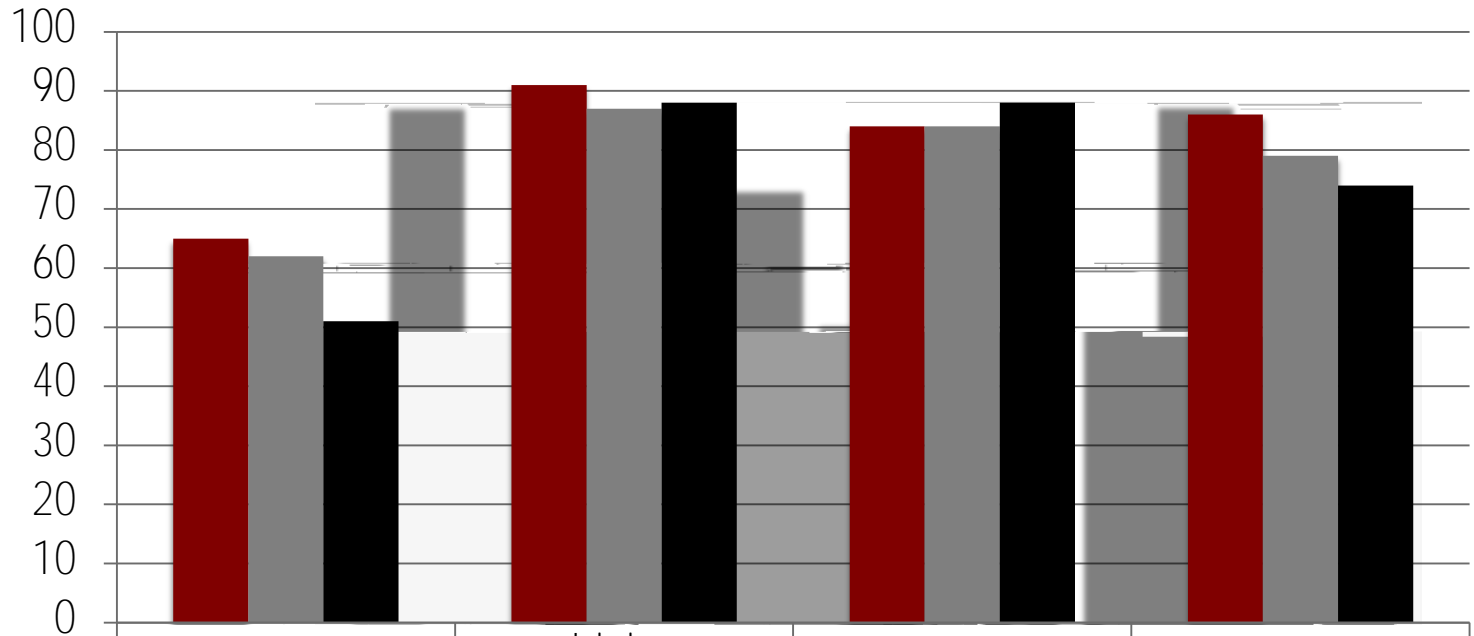
Global History and Geography



US History

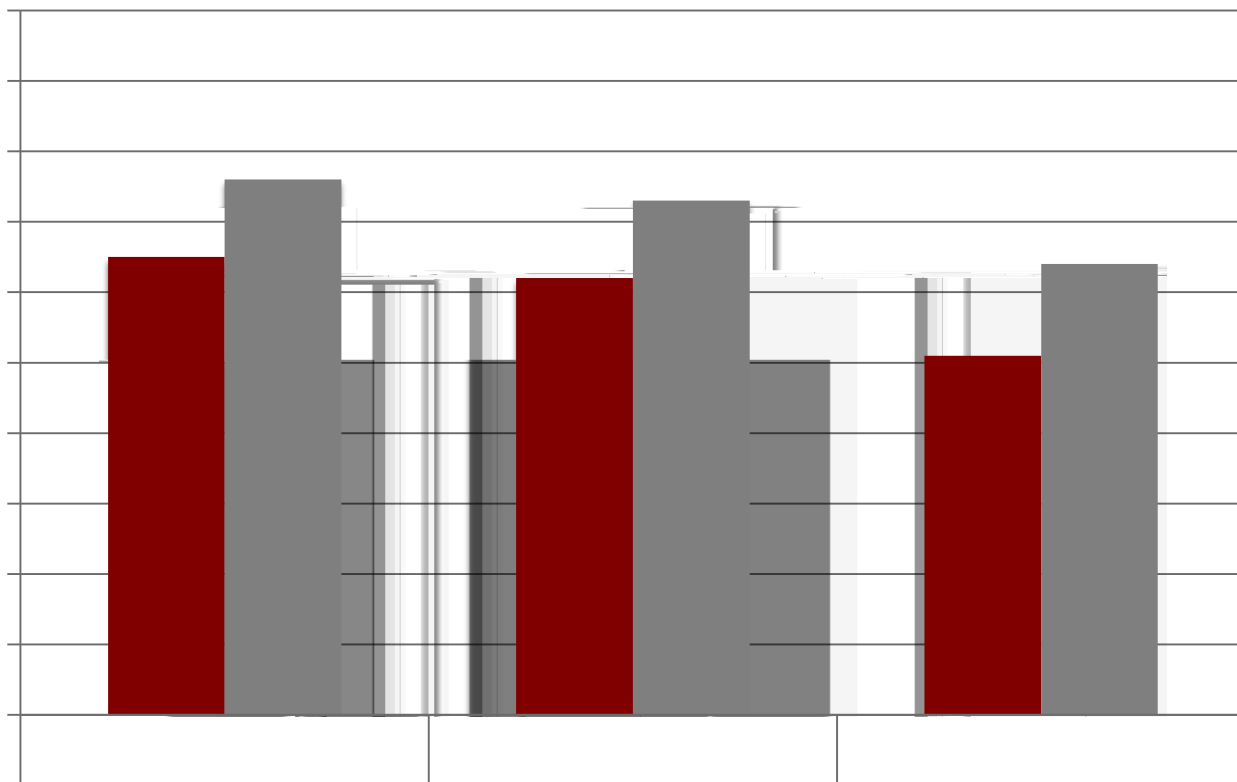


High School Science



	Earth Science	Living Environment	Chemistry	Physics
■ 2013-14	65	91	84	86
■ 2014-15	62	87	84	79
■ 2015-16	51	88	88	74


Regents Diploma-3 Science Credits/1 Regents



Diplomas

Bay Shore High School	2015	2016
Diplomas	94%	94%
Advanced Regents Diploma	34%	37%

2012 Cohort



Where do we go from here?

Shift conversation from testing and opt-out to readiness for college and careers

Acknowledge students demonstrate readiness in a variety of ways

Maintain a strong focus on teaching and instruction aligned to the [NYSED Learning Standards](#) by implementing the shifts necessary to provide academically rigorous learning experiences to ensure that students are on the trajectory for college and career readiness

Strengthen communication with parents to increase understanding of NYSED timeline for implementation of

Bay Shore School District

ENL District Philosophy (Garcia and Rogers)

Professional Development Plan (Grasso and Lemke)

RtI Plan (Vorwald and Parrado)

Student Data


STEM Pathways

Redefining Student Success



Arts

Athletics





Bay Shore School District

Class of 2016 graduation rate of 92%

Our 2016 graduates gained acceptance to our nation's leading colleges and universities including, but not limited to: Harvard, Columbia, Princeton, Yale, U Penn, Bucknell, US Naval Academy, Fordham, Johns Hopkins, Marist, UNC

Advanced Placement

Between 2014-2016: 516 students took 1,561 AP exams in 23 different subject areas of which 62% were 3 or higher. 30% of the total scores were at a 4 or 5

Classes of 2015 and 2016

75 AP Scholars

30 AP Scholars with Honors

22 AP Scholars with Distinction

1 National AP Scholar

International Baccalaureate

Between 2013-2016: 452 students took 926 IB exams in 23 different courses (SL and HL) of which 86% were 4 or higher and 52% at 5, 6, or 7

Classes of 2015 and 2016-85% of IB Diploma Candidates passed with an average of 30 points

83% Passing rate on All IB exams in 2015-2016

Excellence in Arts

Bay Shore has been identified 14 times by the National Association of Music Merchants as one of the "Best communities for music education in America"

Bay Shore High School was selected the Grammy Foundation 5 times to be a "Grammy Signature School/Finalist"

6 Bay Shore High School students were selected for NYSSMA All-State Ensembles

A Bay Shore High School student won the "NYSSMA Electronic Music Composition Competition"

The Bay Shore High School Drama Club won 12 Town of Islip "Teen Awards"

Magna Award winning High School Multimedia Program

Bay Shore High School student won the Roger Reese Best Actor Award and a full ride to the London School of Dramatic Art



Excellence in Athletics

19 Varsity Teams qualified for postseason competition

4 League Championships

News 12 Scholar Athlete

Dellacave Finalist ()

26 Scholar/Athlete Teams for 2015-2016

Overall GPA average for student athletes was 5 points higher than their peers ()



Redefining Student Success

)

